



Student Business Services

How to Pay Using Your 529 College Savings Plan

Enrollment Center – Sage Hall

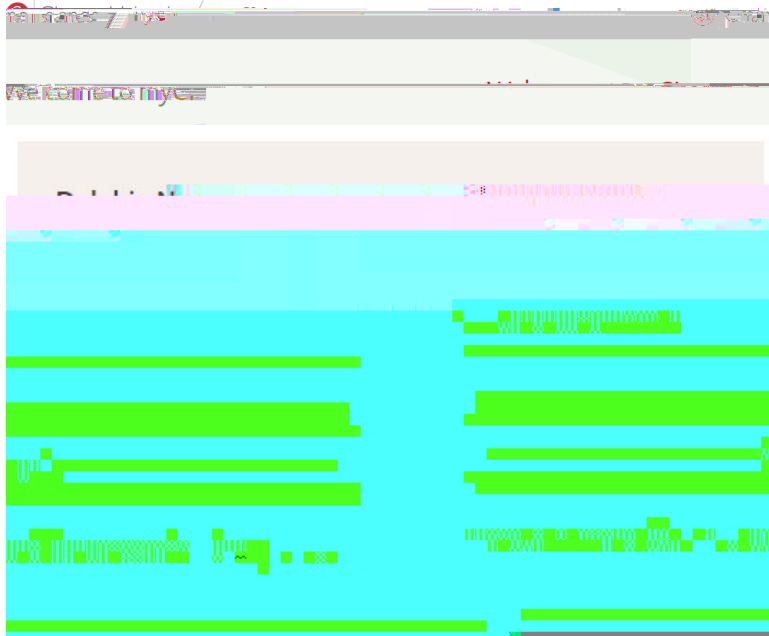
Phone: (805) 437 8810

Email: sbs@csuci.edu


1. Login to **myCI Portal**.

Dolphin Name and Password are case sensitive

If you forgot your password, click on "Forgot Password"



2. Locate and click on the 'CI Records' tile.





3. In your **Student Center** go to the **Finances** section select '**Make**



5. Select the 'Make a Payment' link in the margin.



6. Select the 'General Balance' option.

If necessary, you may click in the 'Amount' box to modify the amount




Click on the 'Checkout' button to move to the next step




7. Select the ~~0570~~ DD-0012071

8. Select your 529 saving plan name and enter your 529 saving plan account number.
Many 529 Savings Plans can be used to make payments on this website, but not all 529 vendors and/or plans are currently supported.



529 service fee

...e requested withdrawal amount. This fee will be deducted from your 529 plan account in addition to th



Read, understand, and agree to the terms and conditions
Click on the 'Continue' button to connect to the 529 savings plan website.

9. Log into the 529 Savings Plan account.



x Click on the 'Log On' button to continue

10. Complete the linking of your 529 Account.



x Click on the 'I Authorize' button to continue.



11. The 529 Savings Plan processor charges a **\$10 service fee**.
 - Your 529 vendor may also assess a service fee.

If you agree to pay the fee, click